




Jennifer Buckler M.S. CCC-SLP
Clinical Assistant Professor
Midwestern University


I have no relevant financial or nonfinancial relationship(s) within the products or services described, reviewed, evaluated or compared in this presentation.



- Bunched /r/
- Retroflex /r/
 - <https://www.youtube.com/watch?v=vsqjUJ-5xIE>
- Visual /r/
 - The Entire World of R™ is a proven, research-based program to evaluate and treat the difficult /r/ phoneme.
- Co-articulated /r/
 - Uses functional environments to facilitate correct /r/ by using the context as either arresting and releasing

Principles of /r/ U for Real...

1. Co-articulation – phonemic peer pressure
2. Pair /r/ with phonemes that facilitate not hinder
3. Releasing and arresting positions instead of initial, medial and final



Assessment

- Collect baseline – probe reading sample,
- conversational sample,
- /r/ word list with initial /r/
- word list with vocalic /r/.
- Then 2 words for each cluster in the initial position: /tr/, /dr/, /pr/ /br/, /kr/ /gr/

Positioning – using the handheld mirror (side by side is very helpful here, but use what you have)

- Elbows up – not on table
- Mirror at face –not looking down or up
- Smile
- Jaw open
- Repeat and rest 5-10 times with a swallow in between


The velar fricative

The art of the /kr/

BE PARTICULAR

- Start with CCV –high tense vowels
- (Kray, cree, cry)
- Perfect practice is key here

Error Handling



- Produce /k/ and hold
- Angry cat
- Nasalized vowels –
 - /k/ _ /i/ /k/ _ /ei/ /k/ _ /ai/
 - re- pair with /kri/, /krei/, /krai/
 - YOUR model is key!
- Simultaneous productions

Progression

- /kr/ initial word single syllable
 - Back stops and nasal first /k/ /g/ /ng/ (creek, crick, crag, Craig, cruk, crack)
 - *no /u/ /o/
 - * stay until it's PERFECT
 - * keep the velar fricative
- /kr/ initial word all except /o/ u/ /l/ and /r/ in other positions
- /gr/ initial word no /o/ /u/ /l/ /r/
- /kr/ medial word
- /gr/ medial word

Initial medial finalversus.....



Releasing and Arresting

If a consonant starts a syllable it isreleasing

If a consonant ends the syllable it isarresting

Vowels are the nucleus of the syllable

Releasing /r/

CV only – ray, ree, rye, raw, rah, rih, reh

*no jaw/lip movement

*fade ‘growl’

CVC, CVCC – watch the phoneme load

* no /l//r/ bilabials, /u/ /o/

CVC, CVCC – trial /u/ /o/



Time to move...

• /tr/ /dr/ initial word



...are you a /tri/ or a /ʃri/

... split...say /ri/...now /ʃ/...

...ʃ/..(PAUSE)../ri/ (open mouth , open jaw ..no movement for /ri/


...slide together... use touch blocks if necessary (insert N clip)

• /pr/ /br/ initial

• /tr/ /dr/ medial

• /pr/ /br/ medial

• /r/ initial all single syllable with *control* of /l/ /r/ contexts.



.....Vocalic /r/

- Using 2-3 syllable words with /r/ medially....RELEASING

Carry	direct	gorilla
Harry	during	tearing
Airy	hairy	caring
Arid	Garrett	Carol
Carrot	hurry	*****
Correct	Karen	
Dairy	area	

"Let's Articulate" - by Bonita Martin and Greta Monnier, page 16
Communication Skill Builders 1379

Releasing becomes...arresting

GOING BEYOND INTO SENTENCES AND CONVERSATION

- Clusters in sentences - *watch your phoneme load!!
 - * No other /r/ words in the sentence
- /r/ releasing in sentences - *watch your phoneme load!!
 - * No other /r/ in words in sentence
- Medial /r/ words in sentences with medial /r/ as initial released production
 - * /ear/ /air/ contexts - those will be the first to come

From releasing to arresting :

- eerie moves to earache
earache to earring,
earring to.....
- airy moves to airing
airing to aircraft
aircraft to.....



Error Handling

- Nonsense syllables
- Back it up

Not moving to conversation and home

- Distraction
- Speed
- humor
